

Veefin Solutions Private Limited.

CIN: U72900MH2020PTC347893

Statutory Audit Report

Assessment Year: 2021-22

Financial Year: 2020-21

Date: 26/11/2021



PANKAJ LUNKER & ASSOCIATES

Pankaj Lunker

Chartered Accountants

A-116, 1st Floor City Center, NR. Idgah Circle, Ahmedabad-380016

M-8237613375, 6359469731

Email- admin@pankajlunkerassociates.com


VEEFIN SOLUTIONS PRIVATE LIMITED


CIN:U72900MH2020PTC347893

Balance Sheet as at 31 March, 2021

Particulars	Note No.	As at 31 March, 2021	As at 31 March, 2020
		INR	INR
A EQUITY AND LIABILITIES			
1 Shareholders' funds			
(a) Share capital	1	1,04,190	
(b) Reserves and surplus	2	95,19,308	-
		96,23,498	-
2 NonCurrent Liabilities			
(a) Deferred Tax Liabilities (net)		-	-
3 Current liabilities			
(a) Short term borrowings	3	4,73,61,274	-
(b) Trade payables	4	2,08,02,365	-
(c) Other current liabilities	5	1,01,78,524	-
(d) Short Term Provision		-	-
		7,83,42,163	-
TOTAL		8,79,65,661	-
B ASSETS			
1 Non-current assets			
(a) Fixed assets			
(i) Tangible assets	6	4,76,098	-
(ii) Intangible assets	6	8,50,19,431	-
		8,54,95,529	-
(b) Non-current Investment		-	-
(c) Deferred Tax Assets		-	-
(d) Long-term loans and advances		-	-
2 Current assets			
(a) Trade Receivables	7	9,37,984	-
(b) Cash and cash equivalents	8	1,86,820	-
(c) Short-term loans and advances	9	13,45,328	-
		24,70,132	-
TOTAL		8,79,65,661	-
See accompanying notes forming part of the financial statements	17		

For Pankaj Lunker & Associates


 CA Pankaj Lunker
 Proprietor
 Membership No 179136
 FRN 0149286W



For and on behalf of the Board of Directors




Director
 DIN:03081749
 GAUTAM UDANI



Director
 DIN:07658567
 RAJA DEBNATH

UDIN:21179136AAAADC3152

Place : Mumbai

Date : 26/11/2021

VEEFIN SOLUTIONS PRIVATE LIMITED


CIN:U72900MH2020PTC347893

Statement of Profit and Loss for the year ended 31 March, 2021

Particulars	Note No.	For the year ended 31 March, 2021	For the year ended 31 March, 2020
		INR	INR
A CONTINUING OPERATIONS			
Revenue			
1 Revenue from operations (gross)	10	76,06,644	-
2 Other income	11	-	-
3 Total revenue (1+2)		76,06,644	-
Expenses			
(a) Employee benefits expense	12	48,44,632	-
(b) Finance costs	13	2,303	-
(c) Depreciation and amortisation expense	6	2,49,064	-
(d) Other expenses	14	18,89,431	-
4 Total expenses		69,85,429	-
5 Profit before tax (3 - 4)		6,21,215	-
6 Tax expense:			
(a) Current tax expense for current year		-	-
(b) Deferred tax Liability/(Asset)		-	-
		-	-
7 Profit/(Loss) for the year		6,21,215	-
8 Earnings per equity share of face value of Rs 10 each			
Basic and Diluted	15	59.62	

For Pankaj Lunker & Associates

Pankaj
CA Pankaj Lunker
Proprietor
Membership No 179136
FRN 0149286W
UDIN:211



For and on behalf of the Board of Directors

G. Udani
Director
DIN:03081749
GAUTAM UDANI



Raja
Director
DIN:07658567
RAJA DEBNATH



Place : Mumbai
Date : 26/11/2021

